

Transition Checklist for Home Care Providers



A new global design standard for medical device tubing connectors is on its way. Starting with enteral feeding and the new ENFit connector, distinct standards for clinical applications will help ensure that connectors do not fit into ports other than the type for which they are intended, reducing the incidence of misconnections.

This is a global transition, starting in the US, Canada, and Puerto Rico, with the goal of completion in these markets by 2016. Every organization has a different process and timing for implementing change, but all require a well-informed, properly prepared team.

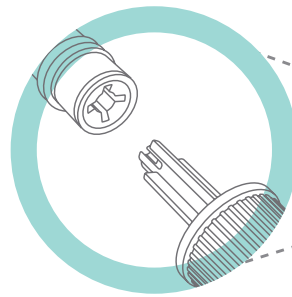
This is not intended to be a complete list, but use the STEPS below to get started:

<p>S</p>	<p>Supplier communication</p>	<ul style="list-style-type: none"> <input type="checkbox"/> Learn how the new connectors will work and differ from current system <input type="checkbox"/> Familiarize yourself with all the product-specific changes and stock all new products including feeding sets, enteral-specific syringes, and feeding tubes <input type="checkbox"/> Understand anticipated timing of the transition
<p>T</p>	<p>Training</p>	<ul style="list-style-type: none"> <input type="checkbox"/> Select a care team to train staff and patients/caregivers <input type="checkbox"/> Identify a timeline and vehicles for communication <input type="checkbox"/> Communicate importance of connector changes to enhance patient safety <input type="checkbox"/> Distribute patient/caregiver checklist <input type="checkbox"/> Encourage patients/caregivers to use up entire inventory of current products first, then transition to new ENFit transition sets <input type="checkbox"/> Reinforce locking feature and safety benefits of the new ENFit connector
<p>E</p>	<p>Education</p>	<ul style="list-style-type: none"> <input type="checkbox"/> Plan educational opportunities as appropriate for all patients/caregivers on topics such as: <ul style="list-style-type: none"> <input type="checkbox"/> Administering enteral formula <input type="checkbox"/> Flushing the tube and checking residuals as appropriate <input type="checkbox"/> Drawing up and administering medications if prescribed <input type="checkbox"/> Providing additional hydration <input type="checkbox"/> Visit StayConnected2014.org for connector transition information <input type="checkbox"/> Encourage patients to ask questions. Direct any product-specific questions or complaints to the manufacturer/supplier <input type="checkbox"/> Direct procedural questions to a multidisciplinary transition team <input type="checkbox"/> Explain how new feeding sets will change and demonstrate how they will connect
<p>P</p>	<p>Process</p>	<ul style="list-style-type: none"> <input type="checkbox"/> Organizations of all sizes should strongly consider assembling a multidisciplinary transition team to evaluate current procedures and protocols <input type="checkbox"/> Transition teams should fine-tune procedures and protocols to include the new ENFit connectors
<p>S</p>	<p>Supply management</p>	<ul style="list-style-type: none"> <input type="checkbox"/> Reduce excess inventory levels of enteral feeding devices with current connectors (this includes feeding/administration sets, syringes, and feeding tubes) <input type="checkbox"/> Allow products with the new ENFit Transition Connectors and final ENFit feeding tubes to flow through according to customer demand <input type="checkbox"/> Avoid overstocking any enteral feeding products <input type="checkbox"/> Create space in warehouse to accommodate various necessary items as indicated by your suppliers

Enteral System Connector Changes

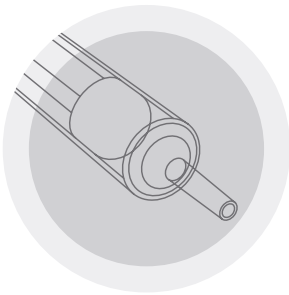
The new design standard impacts the entire enteral feeding system

NUTRITION END

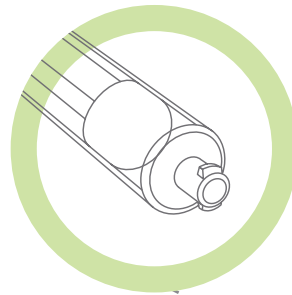


CONNECTOR (FINAL)
[In place since 2012]

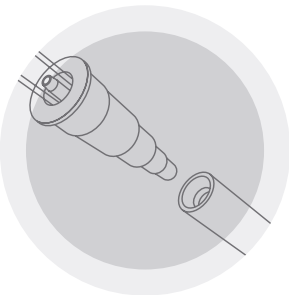
PATIENT-ACCESS END



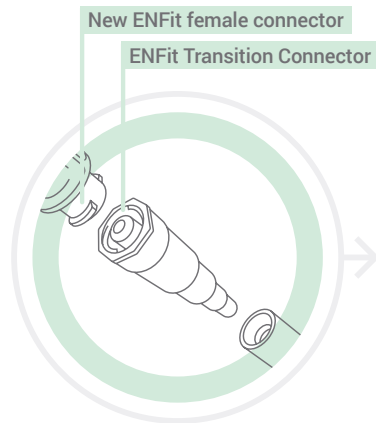
SYRINGE (CURRENT)



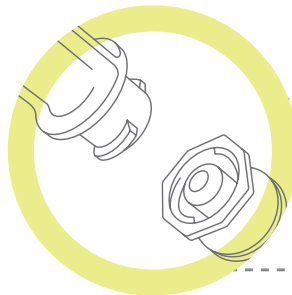
SYRINGE (FINAL)
Syringes to administer medicine, flush, hydrate, or bolus feed through enteral tubes will now require a precise enteral-specific fitment.



FEEDING TUBE (CURRENT)



TRANSITION SET (TEMPORARY)
Allows fitment to current feeding port until new ENFit enteral feeding tubes are available.



FEEDING TUBE (FINAL)
Changing from male—the stepped or Christmas tree connector—to the new ENFit female connector. The feeding tube port for the administration set will change from female to male.



A.S.P.E.N. www.nutritioncare.org



NHIA www.nhia.org



National Association for Home Care & Hospice www.nahc.org

For more information and to sign up for email updates, visit StayConnected2014.org.

v.1 ©2014 **G&DSA**