

Transition Checklist for Pharmacies



A new design standard for medical device tubing connectors is on its way. Starting with enteral feeding and the new ENFit connector, application-specific standards will help ensure that connectors do not fit into ports other than the type for which they are intended, reducing the incidence of misconnections.

This global patient safety initiative starts in the US, Canada, and Puerto Rico, with the goal of completion in these markets by 2016.

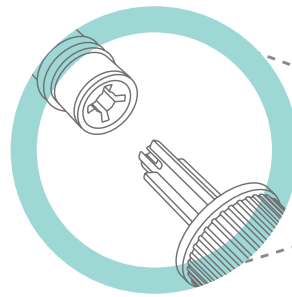
Pharmacies play a crucial role in this transition. You will put the new products into clinicians', patients', and caregivers' hands, so your knowledge and preparedness is key. This is not intended to be a complete list, but use the STEPS below to get started:

S	Supplier communication	<ul style="list-style-type: none"><input type="checkbox"/> Familiarize yourself with all the product-specific changes<input type="checkbox"/> Practice new connections with all products including feeding sets, enteral-specific syringes, feeding tubes<input type="checkbox"/> Understand anticipated timing of the transition
T	Training	<ul style="list-style-type: none"><input type="checkbox"/> Train all pharmacy staff on new processes<input type="checkbox"/> Communicate importance of connector changes to enhance patient safety<input type="checkbox"/> Explain and demonstrate how new feeding sets will change<input type="checkbox"/> Identify a super user for filling prescriptions for medications to be given via feeding tube on each shift and seek hands-on training opportunities
E	Education	<ul style="list-style-type: none"><input type="checkbox"/> Direct product-specific questions to the manufacturer/supplier<input type="checkbox"/> Direct procedural questions to a multidisciplinary transition team
P	Process	<ul style="list-style-type: none"><input type="checkbox"/> Assemble a multidisciplinary transition team to review procedures and protocols to include new ENFit connectors<input type="checkbox"/> Assess and update medication preparation and delivery protocols and processes to incorporate new enteral syringes<input type="checkbox"/> Develop communication mechanisms between prescribers, nursing and pharmacy to identify patients who need medications through a feeding tube<input type="checkbox"/> Inform prescribers and nursing staff that medication orders must specify route—enteral (tube) or oral (mouth), and not say “po” for both. Until ENFit connectors are fully transitioned, the order must also indicate which connection the patient is using
S	Supply management	<ul style="list-style-type: none"><input type="checkbox"/> Assess storage space and work flow for enteral-specific syringe line<input type="checkbox"/> Determine need for both oral/catheter tip and enteral-tip syringes, which may be adequate for most oral use, except neonatal or some pediatric use<input type="checkbox"/> Reduce excess inventory levels of oral/catheter tip syringes<input type="checkbox"/> Determine supply levels and sizes of syringes with new ENFit connector and order once available<input type="checkbox"/> Delineate between oral/catheter tip and enteral-tip syringes in storage to help ensure proper deployment and use

Enteral System Connector Changes

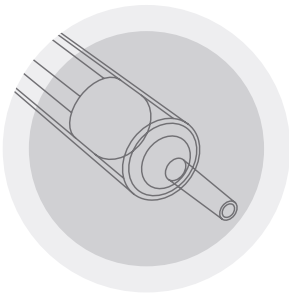
The new design standard impacts the entire enteral feeding system

NUTRITION END

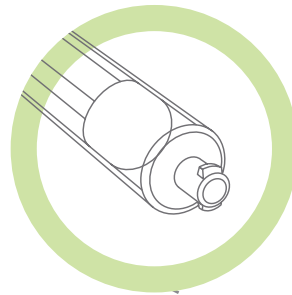


CONNECTOR (FINAL)
[In place since 2012]

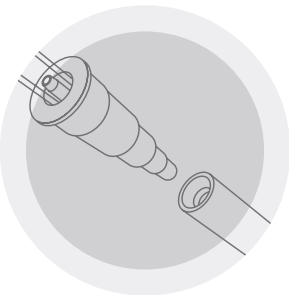
PATIENT-ACCESS END



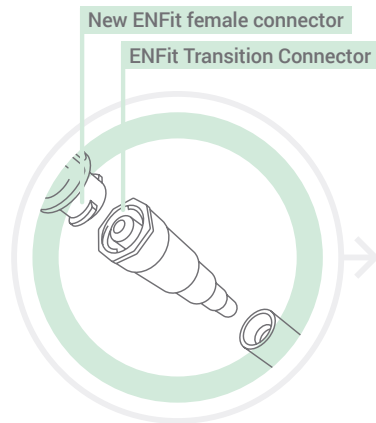
SYRINGE (CURRENT)



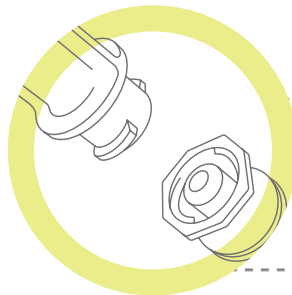
SYRINGE (FINAL)
Syringes to administer medicine, flush, hydrate, or bolus feed through enteral tubes will now require a precise enteral-specific fitment.



FEEDING TUBE (CURRENT)



TRANSITION SET (TEMPORARY)
Allows fitment to current feeding port until new ENFit enteral feeding tubes are available.



FEEDING TUBE (FINAL)
Changing from male—the stepped or Christmas tree connector—to the new ENFit female connector. The feeding tube port for the administration set will change from female to male.



A.S.P.E.N. www.nutritioncare.org



ISMP www.ismp.org



ASHP www.ashp.org

For more information and to sign up for email updates, visit StayConnected2014.org.

v.1 ©2014 G&DSA