

A large, light blue, stylized logo consisting of the letters 'E', 'H', and 'S' in a bold, rounded font, positioned in the background of the slide.

 *Elliot Health System*

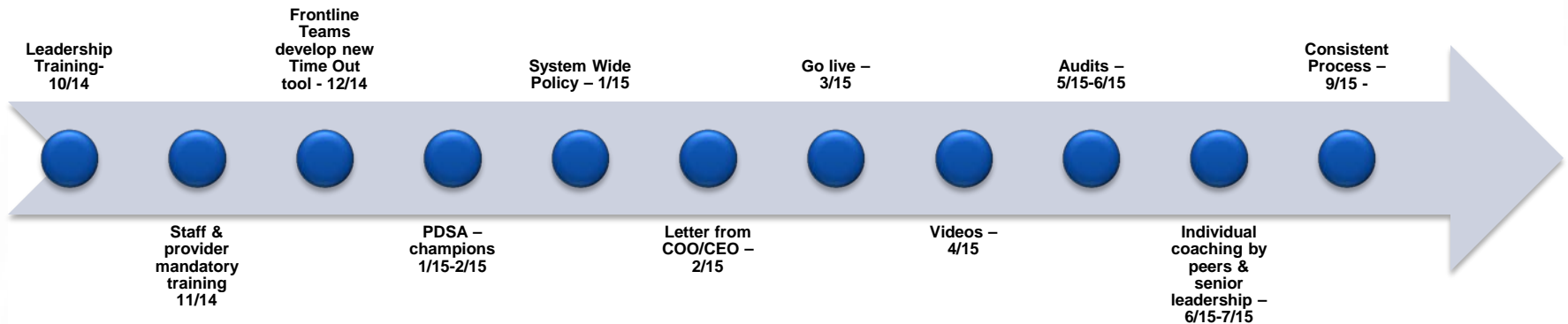
What Makes a GREAT Time Out?

Martha Leighton, MS, RN, CPPS

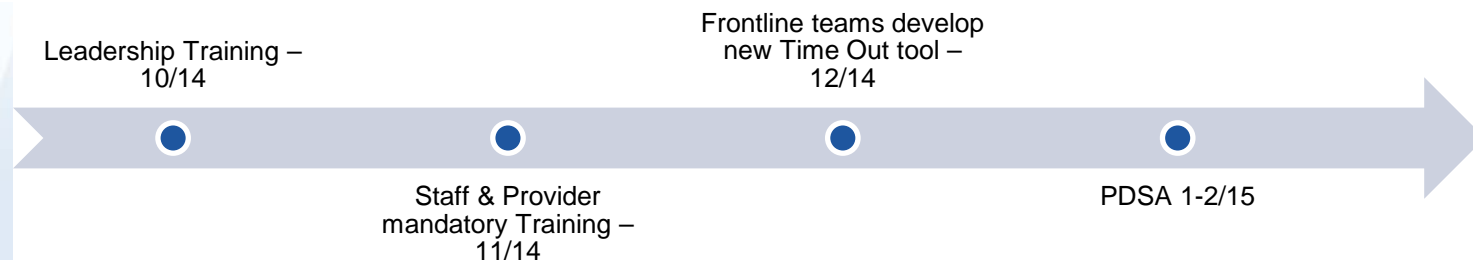
Patient Safety Officer



It Takes Time & Attention!



- Lessons Learned
 - No BIG headlines, so why?
 - Mandatory for ALL –*starting with your leaders*
 - Frontline Teams develop the tool
 - Do *with* not *for*
 - Identify early adopters – PDSA cycles



- Lessons Learned
 - Need support from senior leaders
 - Respect & support people to be successful – *can't just tell them to do things differently tomorrow*
 - Peer support

System wide policy
1/15

Go –Live 3/15

Letter from
COO/CEO 2/15

Videos 4/15


A horizontal arrow pointing to the right, representing a timeline. It has four blue circular markers along its length, corresponding to the dates in the text blocks above.

- Lessons Learned

- Don't just continue to display data if its only a select few who are impacting the numbers
- First seek to understand

Audits 5-6/15

Consistent process 9/15



Individual coaching by peers
& senior leaders 6-7/15

***What Makes this
Time Out GREAT?***

SIGN IN

In Procedural PreOp



TIME OUT

Once all team members are present
(Physician Led – confirmed by team)



SIGN OUT

Prior to Physician leaving room
(Physician Led)

Confirm with patient:

Anesthesia:

Name, DOB, allergies,
site & side

Circulator:

Confirm above with ID band

Visually confirm site marking

Verify consent

Equipment checked & ready

Correct implants/vendors

Medication ordered, verified,
& available

Verify last dose of
anticoagulant



Do not proceed until
all items confirmed!

Physician:

Announce Start of Time Out

Team, introduce yourself and your role

**Patient's name

**Procedure(s)/Indication with anticipated
specimens and cultures

**Site mark is visible & marked with my initials

Circulator:

Confirm with consent & ID band

**Allergies?

**Blood Products available?

VTE Prophylaxis

Verify patient's name & DOB on the
displayed image

Radiology needed?

Confirm fire safety concerns

Anesthesia:

Antibiotics or Beta Blockers given
and start time?

Concerns

Scrub:

Equipment/Implants status & vendor(s) present
Medications on the field?

Physician:

**Special needs / Concerns / Patient Red Flags?

**"If anyone sees anything you think is unsafe,
I expect you to speak up. Call "Hard Stop"
if necessary."**

**Is everyone ready? (Everyone responds.)

For Life-threatening emergencies

** Repeat for second timeout if Surgeon changes.

Physician:

Announce Start of Sign Out

Circulator:

Report counts

Images to printer / save

Physician:

Procedure performed/post-op Dx.

Report EBL

Special post-op considerations

Orders/ Medications/Specimens

Debrief: (Input in order of: Scrub,
Circulator, Anesthesia & Surgeon)

What went well?

What can we improve upon?

(ie: equipment issues, preference card
update, or other issues)

Complete concern/celebration
report as needed



How do we know that this Time Out is great?

- The Joint Commission
 - recommended as Best in Class
- Our Staff & providers
 - APulse Survey results- staff consistently mention Time Out as an example of great communication and a better place to work
 - AHRQ Hospital Safety Survey – improved results in feeling safe to speak up